

WET FLOORS



WET FLOOR SELECTOR (TRUE LEVEL ACCESS - NO THRESHOLD)

Use this wet floor selector to choose the EasiDec size required. The key at the foot of the page explains the symbols used throughout this section.

WET FLOOR WASTE OPTIONS

G3

P4

P4.1

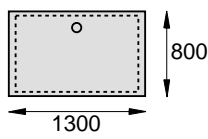
See

KEY

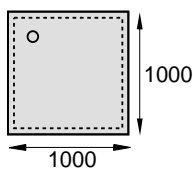
below

WET FLOOR SIZE OPTIONS

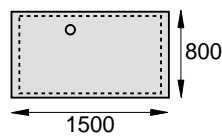
NOT HANDED



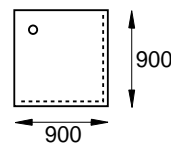
EASIDEC 1



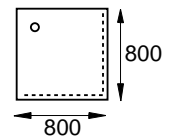
EASIDEC 2



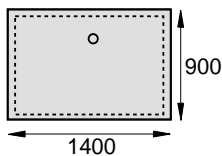
EASIDEC 3



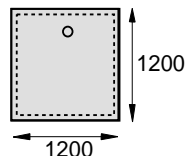
EASIDEC 4



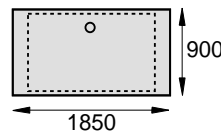
EASIDEC 5



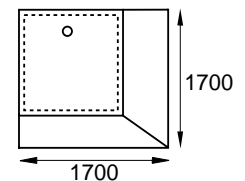
EASIDEC 6



EASIDEC 7



EASIDEC 8



EASIDEC 9

Note: Shaded EasiDec models shown above are recommended DDA compliant sizes. However, other sizes are available as shown and the final decision will rest ultimately with the specifier.

GRAVITY WASTE OPTIONS

Wet floor Gravity waste

G3

See pages 20-21 for comprehensive details



KEY

PUMPED WASTE OPTIONS

Whale Shower Drain Pump Kit

See pages 22-27 for comprehensive details



SYMBOLS:

Bulk/oversized item



Made to order (see P200)



Tel: 0800 917 0399

www.chilterninvadex.co.uk

Fax: +44 (0) 1869 365588

sales@chilterninvadex.co.uk

WET FLOOR GRAVITY WASTE

G3

See p19 for EasiDec options



Gravity waste for wet floor suitable for timber floor construction

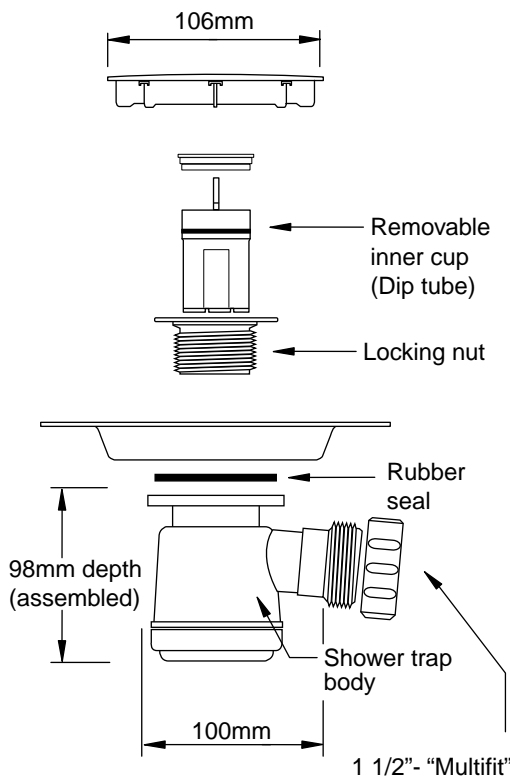
- Designed for use on a timber floor installation - sits within void in joists
- For use with the EasiDec wet floor
- 19mm water seal trap
- Removable top cover for routine cleaning and maintenance

See pages 30-33 for details of How to order the EasiDec.

code	product	colour	Price
SH0202	Plain gravity waste adaptor and trap	White	£26

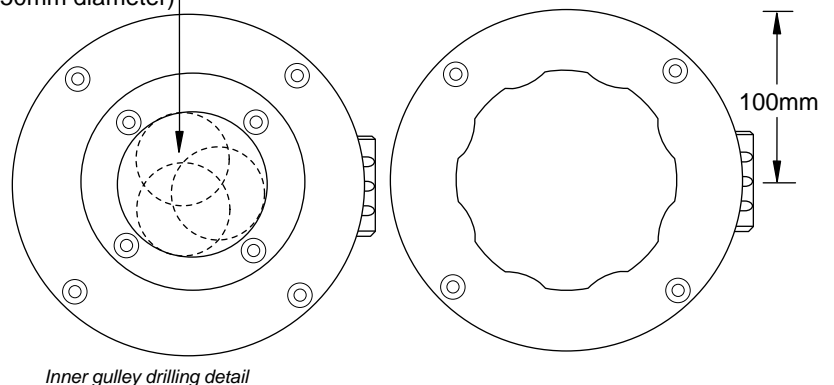
WET FLOOR GRAVITY WASTE SPECIFICATION

Gravity waste for wet floor cross section exploded view

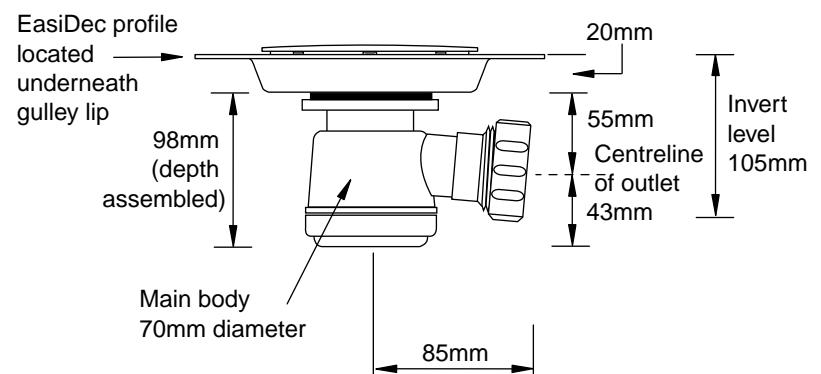


Gravity waste for wet floor plan view

Alternative drilling positions to overcome typical site conditions (50mm diameter)



Gravity waste for wet floor cross section assembled - 19mm water seal trap



SYMBOLS:

Bulk/oversized item



Made to order (see P200)



Tel: 0800 917 0399

www.chilterninvadex.co.uk

Fax: +44 (0) 1869 365588

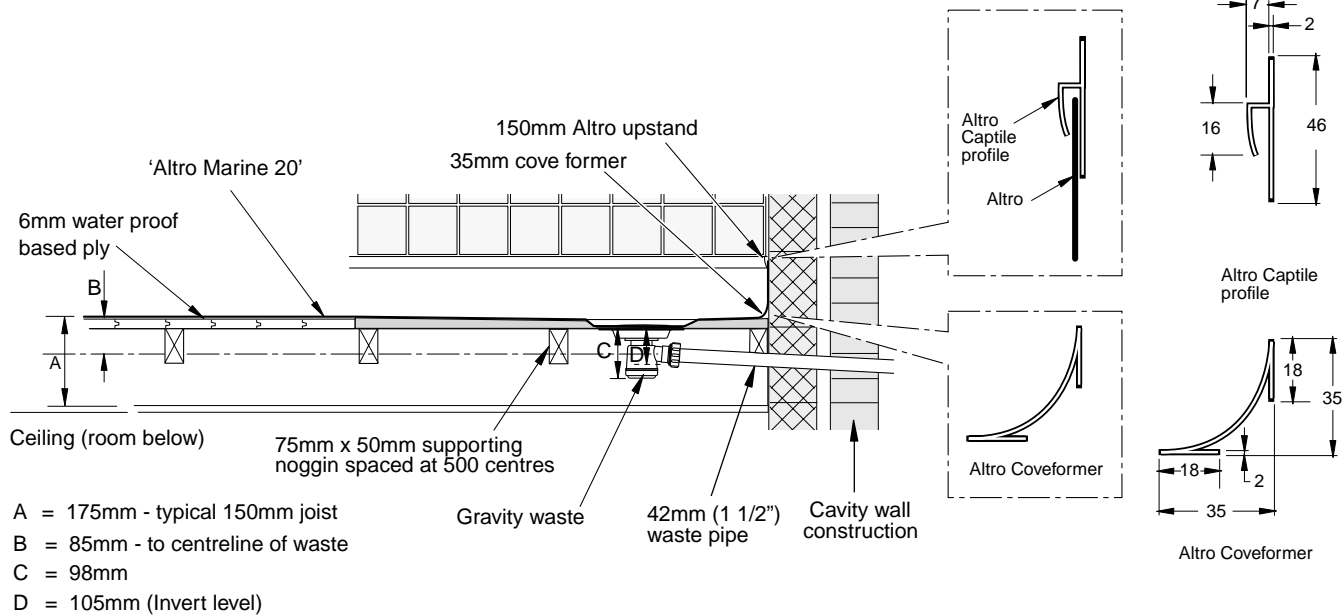
sales@chilterninvadex.co.uk

WET FLOOR GRAVITY WASTE

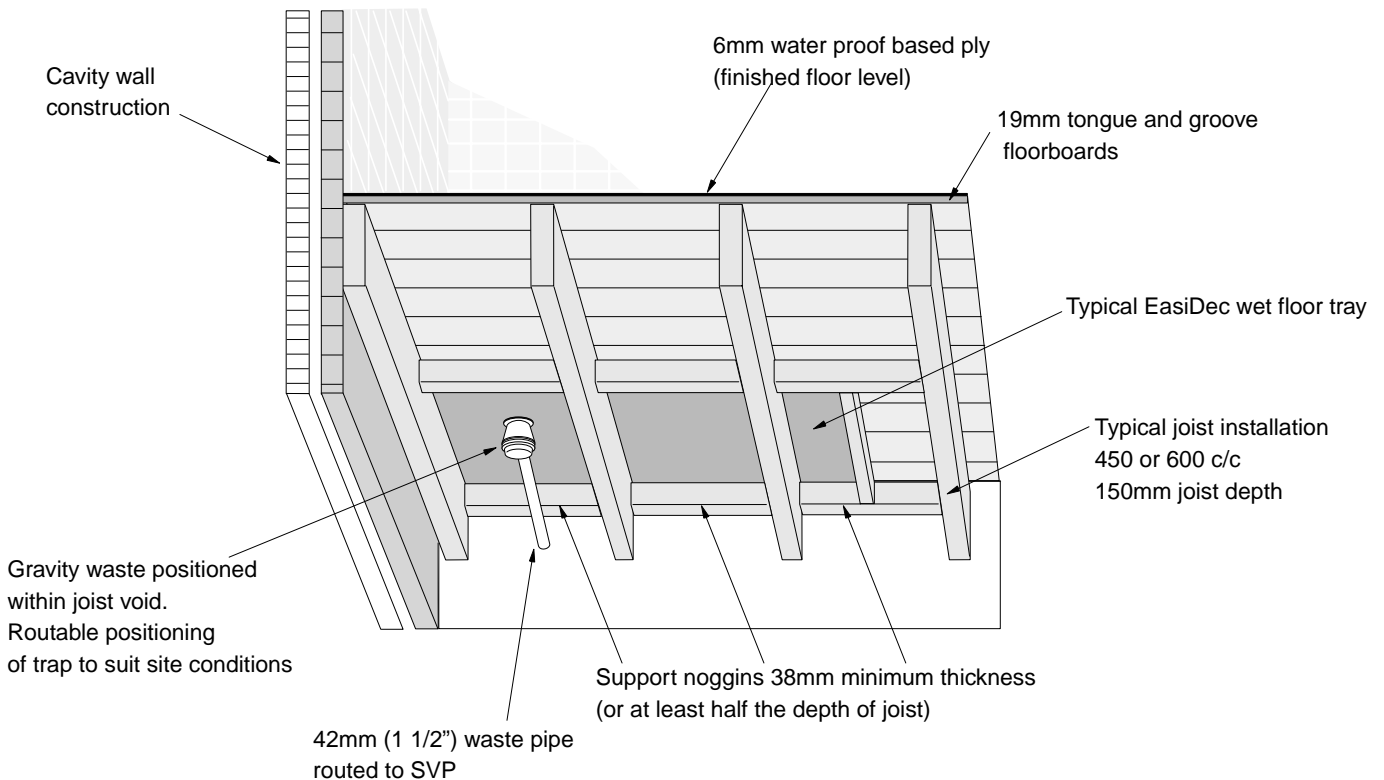
G3

See p19 for EasiDec options

TYPICAL CROSS SECTION THROUGH WET FLOOR 'EASIDEC' - TIMBER FLOOR CONSTRUCTION



TYPICAL 3D SECTION THROUGH WET FLOOR 'EASIDEC' - TIMBER FLOOR CONSTRUCTION



SYMBOLS:

Bulk/oversized item



Made to order (see P200)



Tel: 0800 917 0399

www.chilterninvadex.co.uk

Fax: +44 (0) 1869 365588

sales@chilterninvadex.co.uk

WET FLOOR PUMPED WASTE

P4

See p19 for EasiDec options



Pumped waste for wet floor suitable for concrete floor construction

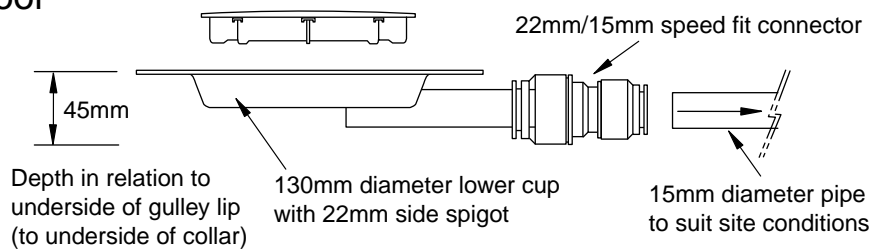
- Designed for use on a concrete floor installation
- Ideal application when a wet floor installation is required and it is not possible to utilise a gravity version due to the depth of a typical gravity trap. The Whale waste outlet and pipework can be sited into the screed requiring only a 45mm depth, therefore unaffacting a typical in-situ RC suspended floor and/or pre-cast concrete floor.
- For use with:
 - **EasiDec wet floor range**
- Can pump hair, gel, grit and other shower waste without blocking
- No filter in waste system - no cleaning required
- Valves integral to the pump prevent odours escaping from the drainage pipe
- Further technical information available on request

code	product	colour	Price
IDWWP05	Pump with wet floor gully	White	£366

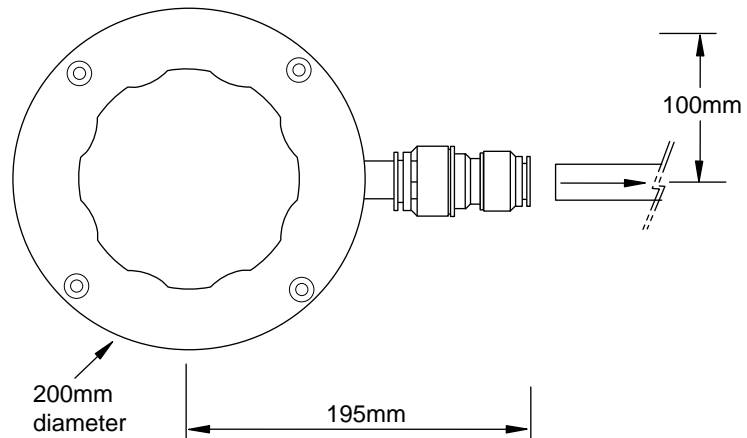
WET FLOOR PUMPED WASTE SPECIFICATION

See pages 30-33 for details of How to order the EasiDec.

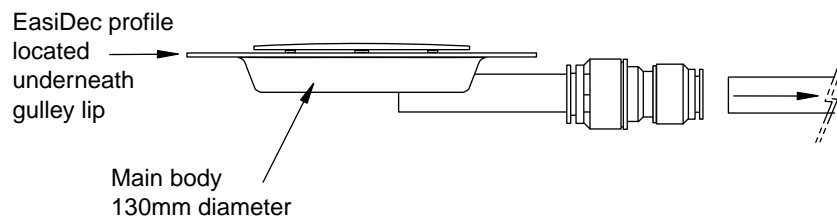
Pumped waste for wet floor exploded view



Pumped waste for wet floor plan view



Pumped waste for wet floor cross section assembled



SYMBOLS:

Bulk/oversized item



Made to order (see P200)



Tel: 0800 917 0399

www.chilterninvadex.co.uk

Fax: +44 (0) 1869 365588

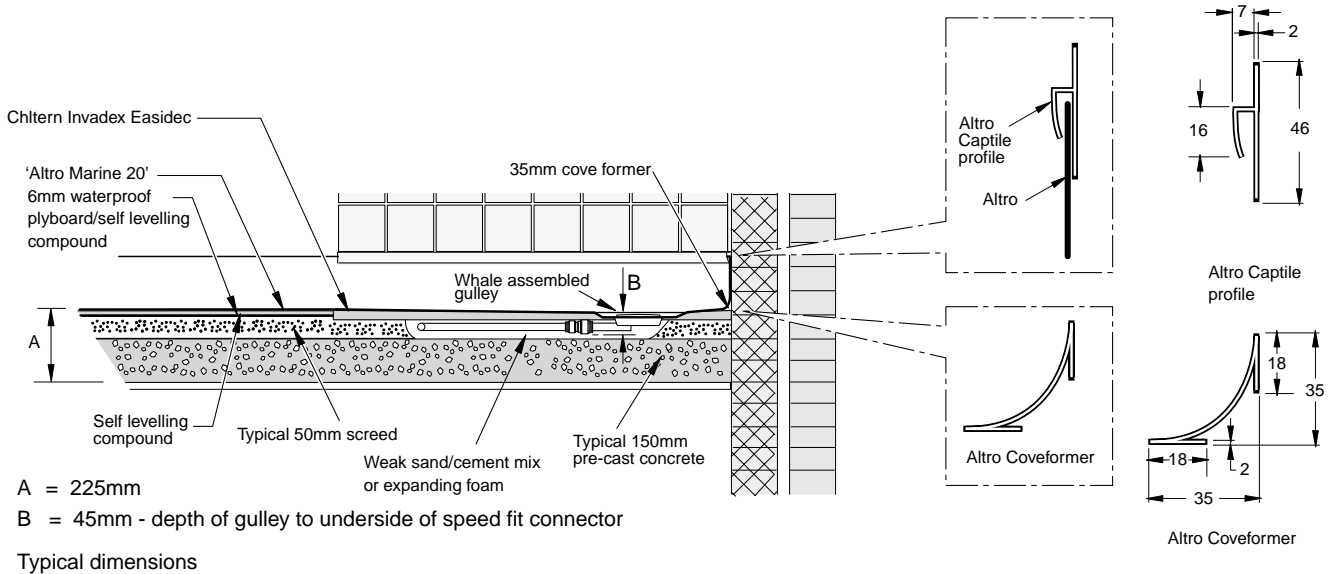
sales@chilterninvadex.co.uk

WET FLOOR PUMPED WASTE

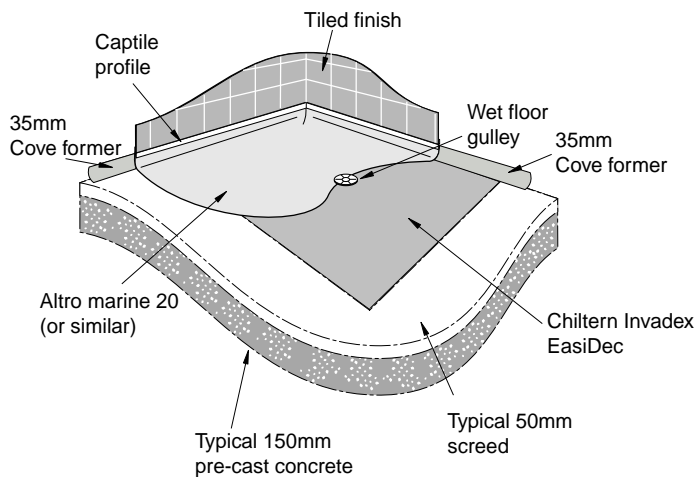
P4

See p19 for EasiDec options

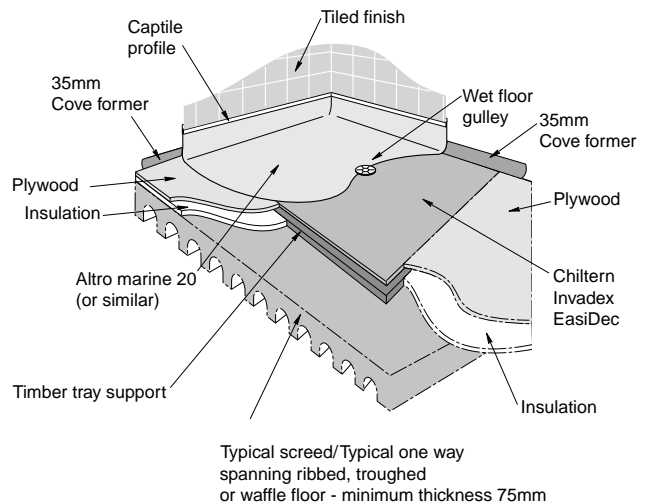
TYPICAL CROSS SECTION THROUGH WET FLOOR EASIDEC - CONCRETE FLOOR CONSTRUCTION



CONCRETE FLOOR WITH VINYL FLOORING



FLOATING FLOOR WITH VINYL FLOORING



SYMBOLS:

Bulk/oversized item



Made to order (see P200)



Tel: 0800 917 0399

www.chilterninvadex.co.uk

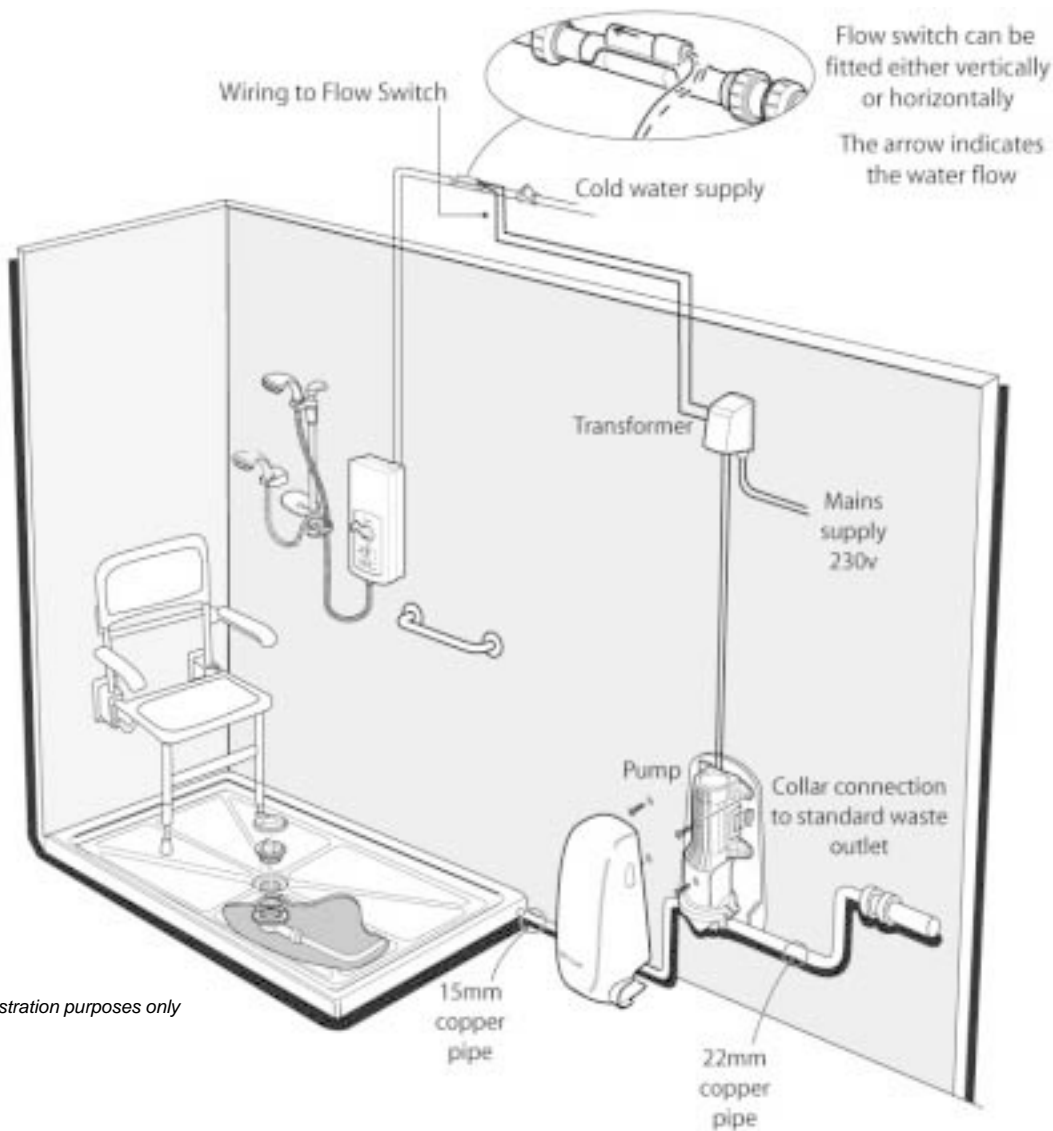
Fax: +44 (0) 1869 365588

sales@chilterninvadex.co.uk

WET FLOOR PUMPED WASTE

P4

See p19 for EasiDec options



For illustration purposes only

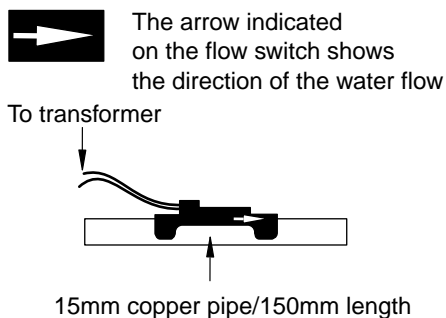
Flow switch and 'Y' filter

code	product	Price
IDWWP03	Whale pump mixer conversion kit (Flow switch & 'Y' filter) required for shower mixer valve installation	£35

Important:

An additional flow switch is required for a shower mixer valve installation connected into the hot water supply.

The switch may be positioned horizontally or vertically.



SYMBOLS:

Bulk/oversized item



Made to order (see P200)



Tel: 0800 917 0399

www.chilterninvadex.co.uk

Fax: +44 (0) 1869 365588

sales@chilterninvadex.co.uk

WET FLOOR PUMPED WASTE

P4

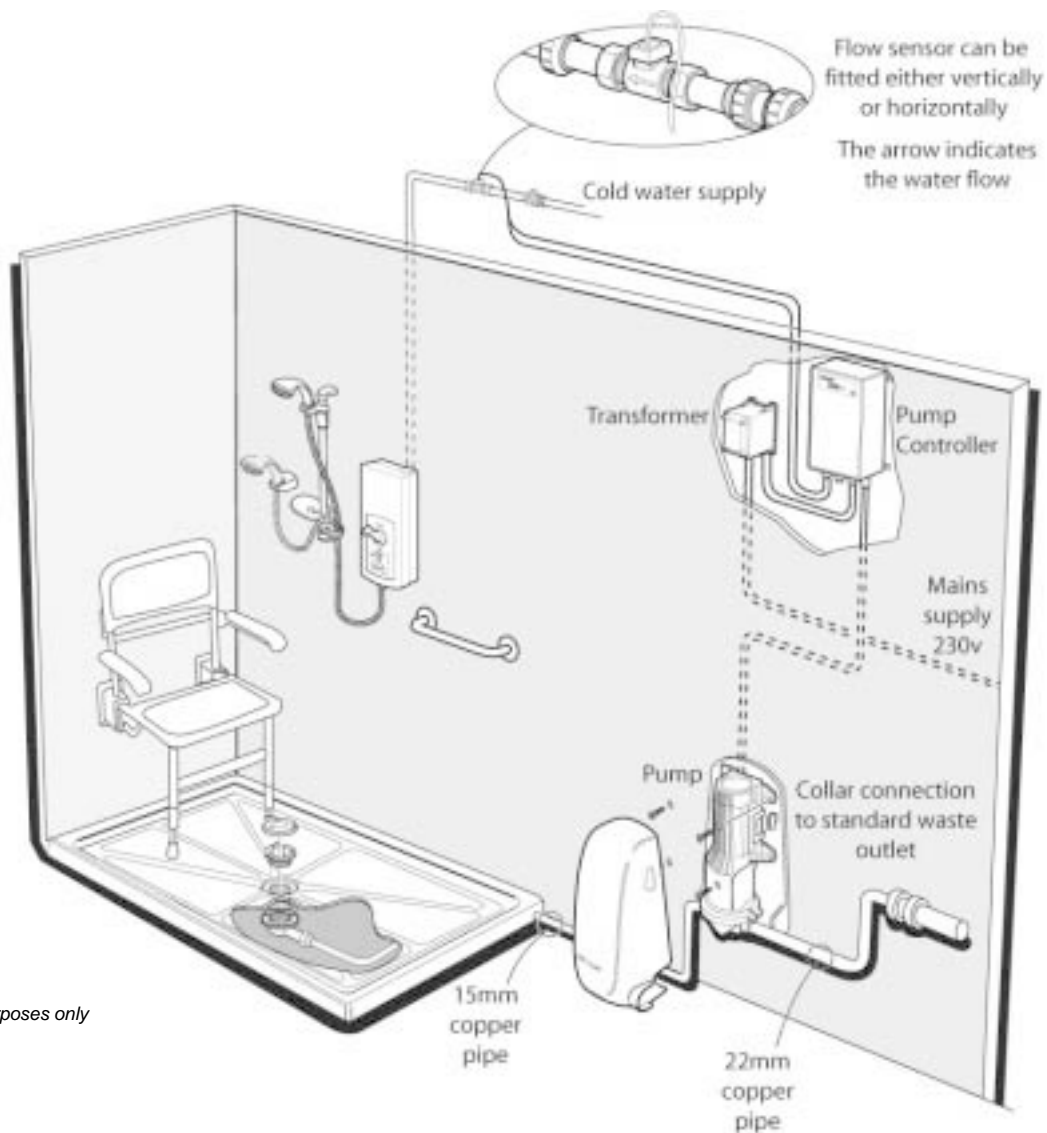
See p19 for
EasiDec
options



Digital smoothflow upgrade kit (upgrade to pump shown on p8)

- Almost silent when running - eliminates gulley suction noise
- Suits any existing Whale installation
- Flow rate of the pump adjusts automatically to changes in the shower flow rate
- Compensates for changes in the voltage from the mains electric supply
- 2 year warranty

code	product	Price
IDWWP06	Digital smoothflow upgrade kit	£368



For illustration purposes only

SYMBOLS:

Bulk/oversized item



Made to order (see P200)



Tel: 0800 917 0399

www.chilterninvadex.co.uk

Fax: +44 (0) 1869 365588

sales@chilterninvadex.co.uk

WET FLOOR PUMPED WASTE

P4.1

See p5 for EasiDec options



Pumped waste for wet floor suitable for concrete floor construction (Whale Instant Match™ for use with Mira Advance Extra)

- Designed for use on a concrete floor installation
- Ideal application when a wet floor installation is required and it is not possible to utilise a gravity version due to the depth of a typical gravity trap. The Whale waste outlet and pipework can be sited into the screed requiring only a 45mm depth, therefore unaffected a typical in-situ RC suspended floor and/or pre-cast concrete floor.
- Quiet gully
- No set up required - plug and play
- No flow sensor/flow switch to fit
- For use with:
 - **EasiDec wet floor range**
- Can pump hair, gel, grit and other shower waste without blocking
- No filter in waste system - no cleaning required
- Valves integral to the pump prevent odours escaping from the drainage pipe
- Further technical information available on request

Important note: The Whale Instant Match™ pump/wet floor gully can only be used with the Mira Advance Extra or Mira Advance Flex Extra. This is a different shower unit to the standard Mira, incorporating an internal shower flow sensor.

code	product	colour	Price
IDWWP08	Pump with wet floor gully for use with Mira Advance Extra shower unit.	White	£396
<i>Select the appropriate shower unit from the options shown below</i>			

Cross sectional views/dimensional information is shown on pages 22-23.
See pages 30-33 for details of how to order the EasiDec.



Mira Advance Extra

- Designed for use with the Whale Instant Match (shown above)
- Internal Shower Flow Sensor measures the flow rate going to the shower head. The Whale Instant Match automatically adjusts the pump speed in relation to the flow rate of the Mira Advance Extra Shower.
- Mira Advance ATL 9Kw electric shower has a push button stop and flow controls which are independent of the temperature dial
- Safe showering with precise thermostatic control for constant water temperature
- ATL - Adjustable Temperature Limit for added safety
- Instantly heats water to guarantee a hot shower every time
- New fittings - smooth slide bar with easy glide operation
- Tactile push button flow controls for ease of use
- 2 Year guarantee
- RNIB approved
- BEAB caremark

Mira Advance Flex Extra Illustrated

Mira Advance Flex Extra has the same features as the Mira Advance Extra but features an extended temperature control lever, 2m hose and additional handset holder for flexible showering heights.

code	product	Price
IDWMA01AE	Mira Advance Extra Thermostatic shower unit	£354
IDWMA05AE	Mira Advance Flex Extra Thermostatic shower unit	£384

SYMBOLS:

Bulk/oversized item



Made to order (see P200)



Tel: 0800 917 0399

www.chilterninvadex.co.uk

Fax: +44 (0) 1869 365588

sales@chilterninvadex.co.uk

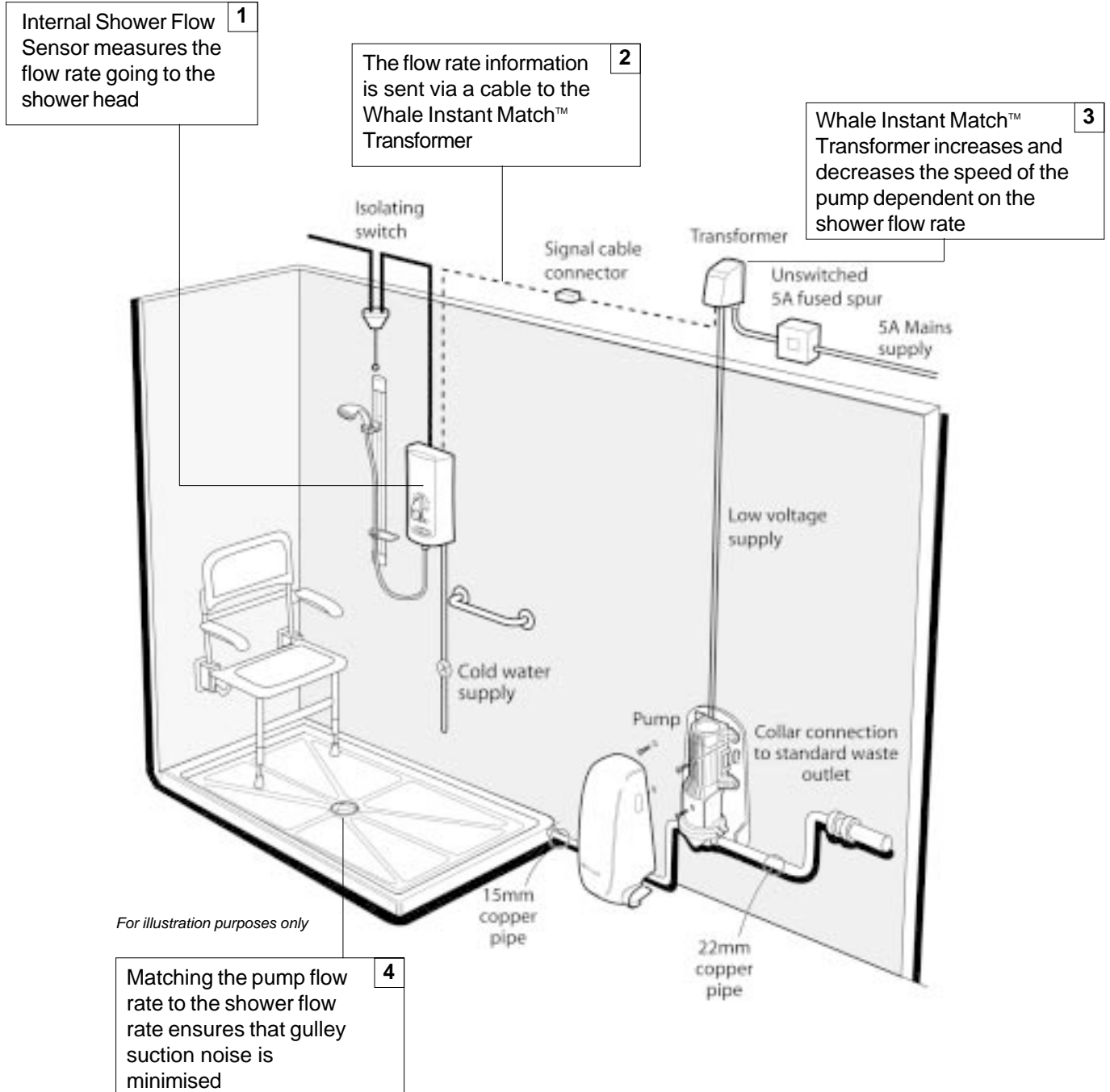
WET FLOOR PUMPED WASTE

P4.1

See p19 for EasiDec options

Whale Instant Match™ for use with Mira Advance Extra

The Whale Instant Match™ automatically adjusts the pump speed in relation to the flow rate of the Mira Advance Extra Shower, as illustrated below.



WHALE INSTANT MATCH™ KEY BENEFITS

- Quiet gulley
- No set up required - plug and play
- No flow sensor/flow switch to fit

SYMBOLS:

Bulk/oversized item



Made to order (see P200)



Tel: 0800 917 0399

www.chilterninvadex.co.uk

Fax: +44 (0) 1869 365588

sales@chilterninvadex.co.uk

WET FLOORS

The EasiDec is installed under the floor and covered with vinyl flooring to create a completely level access showering area.

new

Typical wet floor door & enclosure options (see p30-33 for the complete range)



Slide/fold doors for alcove installation



Pair of doors hinged off jamb and meeting on the corner



Pair of bi-fold doors hinged off wall and meeting on the corner



Jamb panel & assistance pole

Kit contents

Door and enclosure kit contents:

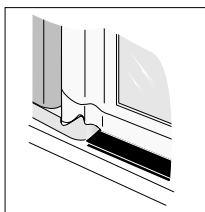
- EasiDec wet floor dec
- Door set c/w rising butt hinge (as appropriate) shown right
- Half height fixed panel (s) (as appropriate)
- Assistance pole (s) (1950mm) to Curtain Rail (floor to Ceiling pole available as an option - additional £15. Confirm height)
- Wet floor bolster (to suit)
- Curtain Track and Hooks to suit door option
- White Shower Curtain
- Fitting instructions

Dec only contents

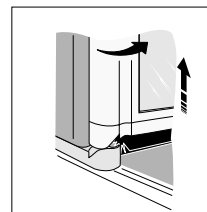
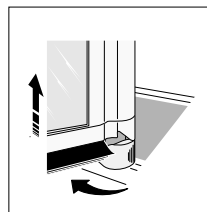
- EasiDec wet floor dec
- Fitting instructions

Rising butt hinge

All Chiltern Invadex EasiDec doors are fitted with rising butt hinges as standard. This allows the door to rise and glide smoothly and effortlessly across the floor surface, as shown below. Allows the doors to rise 7mm and offers flexibility through 180 degree rotation.



Rising butt hinge



How to order

1. Choose the size of EasiDec Wet floor tray required from the options shown on page 19.
2. Choose the EasiDec and enclosure option required from the 15 options shown on pages 30-33.
3. Choose the waste option required - Gravity or pumped waste from the options shown below.

Drain options

The EasiDec can be supplied with gravity or pumped waste option.

Note: The EasiDec does not include a waste adaptor/ trap or pump - choose from the options shown below:

Waste options - Gravity

code	product	colour	Price
SH0202	Plain gravity waste adaptor and trap	White	£26

Waste options - Pumped

code	product	colour	Price
IDWWP05	Pump with wet floor gulley	White	£366
IDWWP08	Pump with wet floor gulley for use with Mira Advance Extra shower unit.	White	£396

Select the appropriate Mira Advance Extra shower unit from the options shown on page 26.

SYMBOLS:

Bulk/oversized item



Made to order (see P200)



Tel: 0800 917 0399

www.chilterninvadex.co.uk

Fax: +44 (0) 1869 365588

sales@chilterninvadex.co.uk

WET FLOOR BOLSTER



Wet floor bolster section - 35mm radius
for use with Chiltern Invadex doors & enclosures only
(Included as standard with enclosure package)

new



- **Bolsters are included in the enclosure kit as standard for the EasiDec range**
- Wall mounted aluminium extrusion which allows a Chiltern Invadex wet floor enclosure to be fixed to the wall
- Follows the 35mm radius for wet floor coving

- Wet floor bolster is shown left with Chiltern Invadex slide & fold door & rising butt hinge

SYMBOLS:

Bulk/oversized item



Made to order (see P200)



Tel: 0800 917 0399

www.chilterninvadex.co.uk

Fax: +44 (0) 1869 365588

sales@chilterninvadex.co.uk

WET FLOOR TRAYS & ENCLOSURES (MORE DEC/ENCLOSURE OPTIONS SHOWN OPPOSITE)

Note:
WASTE IS NOT INCLUDED
 - CHOOSE GRAVITY OR PUMPED WASTE OPTION SHOWN ON PAGES 20-27

Dec size	Dec ONLY Pt No:	Option 1	Option 2	Option 3	Option 4
	01-110823001 Dec only Price £230 EASIDEC 1	 Not handed	 Left hand  Right hand	 Left hand  Right hand	 Not handed
00-101123001 Price £262 <i>Includes EasiDec 1 & rail/curtain</i>	00-101113302 = LH 00-101133302 = RH Price £470 <i>Includes EasiDec 1, jamb, rail/curtain</i>	00-101113303 = LH 00-101133303 = RH Price £770 <i>Includes EasiDec 1, enclosure, rail/curtain</i>			
	01-110823002 Dec only Price £230 EASIDEC 2	 Not handed	 Left hand  Right hand		 00-101223304 Price £760 <i>Includes EasiDec 2, enclosure, rail/curtain</i>
00-101223001 Price £262 <i>Includes EasiDec 2 & rail/curtain</i>	00-101213302 = LH 00-101233302 = RH Price £470 <i>Includes EasiDec 2, jamb, rail/curtain</i>				
	01-110823003 Dec only Price £230 EASIDEC 3	 Not handed	 Left hand  Right hand	 Left hand  Right hand	
00-101323001 Price £262 <i>Includes EasiDec 3 & rail/curtain</i>	00-101313302 = LH 00-101333302 = RH Price £470 <i>Includes EasiDec 3, jamb, rail/curtain</i>	00-101313303 = LH 00-101333303 = RH Price £770 <i>Includes EasiDec 3, enclosure, rail/curtain</i>			
	01-110823004 Dec only Price £230 EASIDEC 4	 Not handed	 Left hand  Right hand		 00-101423304 Price £760 <i>Includes EasiDec 4, enclosure, rail/curtain</i>
00-101423001 Price £262 <i>Includes EasiDec 4 & rail/curtain</i>	00-101413302 = LH 00-101433302 = RH Price £470 <i>Includes EasiDec 4, jamb, rail/curtain</i>				
	01-110823005 Dec only Price £230 EASIDEC 5	 Not handed	 Left hand  Right hand		
00-101523001 Price £262 <i>Includes EasiDec 5 & rail/curtain</i>	00-101513302 = LH 00-101533302 = RH Price £470 <i>Includes EasiDec 5, jamb, rail/curtain</i>				
	1-110823006 Dec only Price £230 EASIDEC 6	 Not handed	 Left hand  Right hand	 Left hand  Right hand	
00-101623001 Price £262 <i>Includes EasiDec 6 & rail/curtain</i>	00-101613302 = LH 00-101633302 = RH Price £470 <i>Includes EasiDec 6, jamb, rail/curtain</i>	00-101613303 = LH 00-101633303 = RH Price £770 <i>Includes EasiDec 6, enclosure, rail/curtain</i>			
	01-110823007 Dec only Price £264 EASIDEC 7	 Not handed	 Left hand  Right hand		 00-101723304 Price £795 <i>Includes EasiDec 7, enclosure, rail/curtain</i>
00-101723001 Price £297 <i>Includes EasiDec 7 & rail/curtain</i>	00-101713302 = LH 00-101733302 = RH Price £510 <i>Includes EasiDec 7, jamb, rail/curtain</i>				
	01-110823008 Dec only Price £296 EASIDEC 8	 Not handed	 Left hand  Right hand		
00-101823001 Price £330 <i>Includes EasiDec 8 & rail/curtain</i>	00-101813302 = LH 00-101833302 = RH Price £543 <i>Includes EasiDec 8, jamb, rail/curtain</i>				
	01-110823009 Dec only Price £529 EASIDEC 9 <i>(non-stock item)</i>	 Not handed	 Left hand  Right hand		 00-101923304 Price £1045 <i>Includes EasiDec 9, enclosure, rail/curtain</i>
00-101923001 Price £565 <i>Includes EasiDec 9 & rail/curtain</i>	00-101913302 = LH 00-101933302 = RH Price £779 <i>Includes EasiDec 9, jamb, rail/curtain</i>				

SYMBOLS:

Bulk/oversized item



Made to order (see P200)



Tel: 0800 917 0399

www.chilterninvadex.co.uk

Fax: +44 (0) 1869 365588

sales@chilterninvadex.co.uk

WET FLOOR TRAYS & ENCLOSURES (MORE DEC/ENCLOSURE OPTIONS SHOWN OVER)

Note:

WASTE IS NOT INCLUDED

- CHOOSE GRAVITY OR PUMPED WASTE OPTION SHOWN ON PAGES 20-27

Dec size	Dec ONLY Pt No:	Option 5	Option 6	Option 7	Option 8
		Not handed	Left hand Right hand	Left hand Right hand	Not handed
	01-110823001 Dec only Price £230 EASIDEC 1	00-101123305 Price £670 <i>Includes EasiDec 1, enclosure, rail/curtain</i>	00-101113306 = LH 00-101133306 = RH Price £670 <i>Includes EasiDec 1, enclosure, rail/curtain</i>	00-101113307 = LH 00-101133307 = RH Price £630 <i>Includes EasiDec 1, enclosure, rail/curtain</i>	00-101123308 Price £595 <i>Includes EasiDec 1, enclosure, rail/curtain</i>
	01-110823002 Dec only Price £230 EASIDEC 2		00-101223306 *Not handed (Square) Price £670 <i>Includes EasiDec 2, enclosure, rail/curtain</i>		00-101223308 Price £595 <i>Includes EasiDec 2, enclosure, rail/curtain</i>
	01-110823003 Dec only Price £230 EASIDEC 3	00-101323305 Price £670 <i>Includes EasiDec 3, enclosure, rail/curtain</i>	00-101313306 = LH 00-101333306 = RH Price £670 <i>Includes EasiDec 3, enclosure, rail/curtain</i>	00-101313307 = LH 00-101333307 = RH Price £630 <i>Includes EasiDec 3, enclosure, rail/curtain</i>	00-101323308 Price £595 <i>Includes EasiDec 3, enclosure, rail/curtain</i>
	01-110823004 Dec only Price £230 EASIDEC 4		00-101423306 *Not handed (Square) Price £670 <i>Includes EasiDec 4, enclosure, rail/curtain</i>		
	01-110823005 Dec only Price £230 EASIDEC 5		00-101523306 *Not handed Price £670 <i>Includes EasiDec 5, enclosure, rail/curtain</i>		
	01-110823006 Dec only Price £230 EASIDEC 6	00-101623305 Price £670 <i>Includes EasiDec 6, enclosure, rail/curtain</i>	00-101613306 = LH 00-101633306 = RH Price £670 <i>Includes EasiDec 6, enclosure, rail/curtain</i>	00-101613307 = LH 00-101633307 = RH Price £630 <i>Includes EasiDec 6, enclosure, rail/curtain</i>	00-101623308 Price £595 <i>Includes EasiDec 6, enclosure, rail/curtain</i>
	01-110823007 Dec only Price £264 EASIDEC 7	00-101723305 Price £700 <i>Includes EasiDec 7, enclosure, rail/curtain</i>	00-101723306 *Not handed (Square) Price £700 <i>Includes EasiDec 7, enclosure, rail/curtain</i>		00-101723308 Price £630 <i>Includes EasiDec 7, enclosure, rail/curtain</i>
	01-110823008 Dec only Price £296 EASIDEC 8	00-101823305 = LH Price £730 <i>Includes EasiDec 8, enclosure, rail/curtain</i>			
	01-110823009 Dec only Price £529 EASIDEC 9 <i>(non-stock item)</i>		00-101923306 *Not handed Price £960 <i>Includes EasiDec 9, enclosure, rail/curtain</i>		

SYMBOLS:

Bulk/oversized item



Made to order (see P200)



Tel: 0800 917 0399

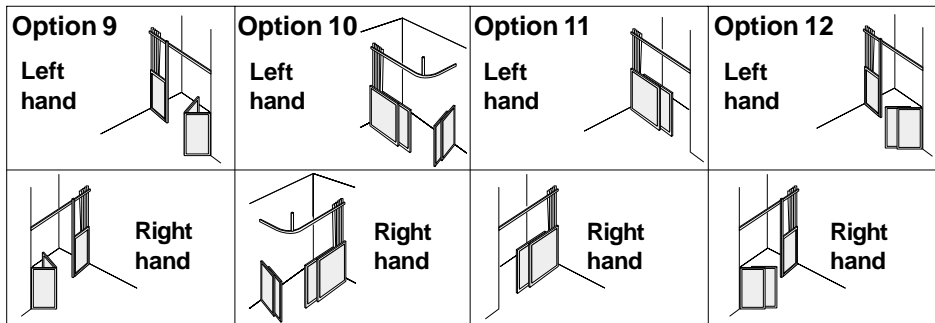
www.chilterninvadex.co.uk

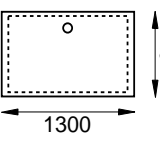
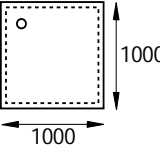
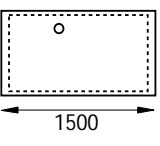
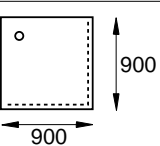
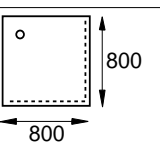
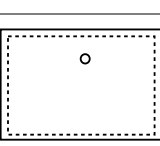
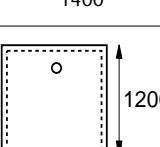
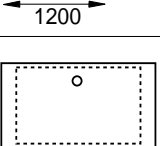
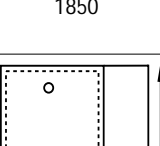
Fax: +44 (0) 1869 365588

sales@chilterninvadex.co.uk

WET FLOOR TRAYS & ENCLOSURES (MORE DEC/ENCLOSURE OPTIONS SHOWN OPPOSITE)

Note:
WASTE IS NOT INCLUDED
 - CHOOSE GRAVITY OR PUMPED WASTE OPTION SHOWN ON PAGES 20-27



Dec size	Dec ONLY Pt No:				
	01-110823001 Dec only Price £230 EASIDEC 1	00-101113309 = LH 00-101113309 = RH Price £648 <i>Includes EasiDec 1, enclosure, rail/curtain</i>	00-101113310 = LH 00-101113310 = RH Price £690 <i>Includes EasiDec 1, enclosure, rail/curtain</i>	00-101113311 = LH 00-101113311 = RH Price £575 <i>Includes EasiDec 1, enclosure, rail/curtain</i>	00-101113312 = LH 00-101113312 = RH Price £655 <i>Includes EasiDec 1, enclosure, rail/curtain</i>
	01-110823002 Dec only Price £230 EASIDEC 2		00-101223310 *Not handed (Square) Price £690 <i>Includes EasiDec 2, enclosure, rail/curtain</i>	00-101213311 = LH 00-101233311 = RH Price £575 <i>Includes EasiDec 2, enclosure, rail/curtain</i>	
	01-110823003 Dec only Price £230 EASIDEC 3	00-101313309 = LH 00-101333309 = RH Price £648 <i>Includes EasiDec 3, enclosure, rail/curtain</i>	00-101313310 = LH 00-101333310 = RH Price £690 <i>Includes EasiDec 3, enclosure, rail/curtain</i>	00-101313311 = LH 00-101333311 = RH Price £575 <i>Includes EasiDec 3, enclosure, rail/curtain</i>	00-101313312 = LH 00-101333312 = RH Price £655 <i>Includes EasiDec 3, enclosure, rail/curtain</i>
	01-110823004 Dec only Price £230 EASIDEC 4		00-101423310 *Not handed (Square) Price £690 <i>Includes EasiDec 4, enclosure, rail/curtain</i>	00-101413311 = LH 00-101433311 = RH Price £575 <i>Includes EasiDec 4, enclosure, rail/curtain</i>	
	01-110823005 Dec only Price £230 EASIDEC 5		00-101523310 *Not handed (Square) Price £690 <i>Includes EasiDec 5, enclosure, rail/curtain</i>	00-101513311 = LH 00-101533311 = RH Price £575 <i>Includes EasiDec 5, enclosure, rail/curtain</i>	
	01-110823006 Dec only Price £230 EASIDEC 6	00-101613309 = LH 00-101633309 = RH Price £648 <i>Includes EasiDec 6, enclosure, rail/curtain</i>	00-101613310 = LH 00-101633310 = RH Price £690 <i>Includes EasiDec 6, enclosure, rail/curtain</i>	00-101613311 = LH 00-101633311 = RH Price £575 <i>Includes EasiDec 6, enclosure, rail/curtain</i>	00-101613312 = LH 00-101633312 = RH Price £655 <i>Includes EasiDec 6, enclosure, rail/curtain</i>
	01-110823007 Dec only Price £264 EASIDEC 7		00-101723310 *Not handed (Square) Price £720 <i>Includes EasiDec 7, enclosure, rail/curtain</i>	00-101713311 = LH 00-101733311 = RH Price £610 <i>Includes EasiDec 7, enclosure, rail/curtain</i>	00-101713312 = LH 00-101733312 = RH Price £690 <i>Includes EasiDec 7, enclosure, rail/curtain</i>
	01-110823008 Dec only Price £296 EASIDEC 8	00-101813309 = LH 00-101833309 = RH Price £710 <i>Includes EasiDec 8, enclosure, rail/curtain</i>			00-101813312 = LH 00-101833312 = RH Price £720 <i>Includes EasiDec 8, enclosure, rail/curtain</i>
	01-110823009 Dec only Price £529 EASIDEC 9 (non-stock item)		00-101923310 *Not handed (Square) Price £975 <i>Includes EasiDec 9, enclosure, rail/curtain</i>		

SYMBOLS:

Bulk/oversized item



Made to order (see P200)



Tel: 0800 917 0399

www.chilterninvadex.co.uk

Fax: +44 (0) 1869 365588

sales@chilterninvadex.co.uk

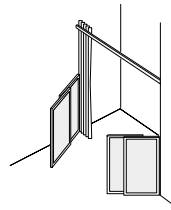
WET FLOOR TRAYS & ENCLOSURES

Note:

WASTE IS NOT INCLUDED

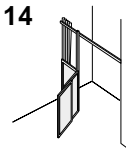
- CHOOSE GRAVITY OR PUMPED WASTE OPTION SHOWN ON PAGES 20-27

Option 13



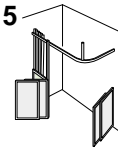
Option 14

Left hand

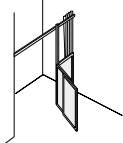


Option 15

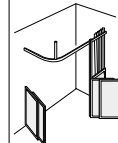
Left hand



Right hand



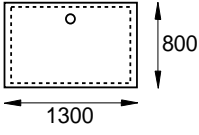
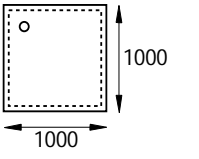
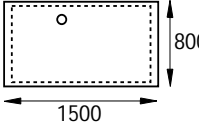
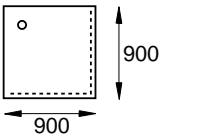
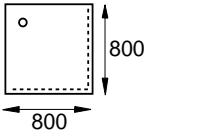
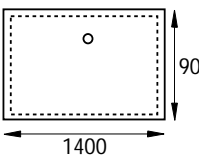
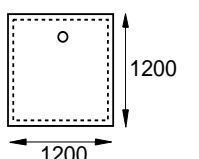
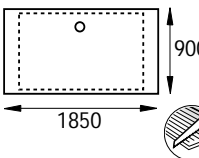
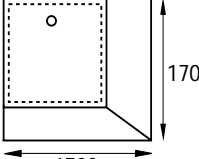
Right hand



Dec size

Dec ONLY Pt No:

Not handed

 <p>01-110823001 Dec only Price £230 EASIDEC 1</p>	<p>00-101123313 Price £695 <i>Includes EasiDec 1, enclosure, rail/curtain</i></p>	<p>00-101113314 = LH 00-101133314 = RH Price £655 <i>Includes EasiDec 1, enclosure, rail/curtain</i></p>	<p>00-101113315 = LH 00-101133315 = RH Price £830 <i>Includes EasiDec 1, enclosure, rail/curtain</i></p>
 <p>01-110823002 Dec only Price £230 EASIDEC 2</p>			
 <p>01-110823003 Dec only Price £230 EASIDEC 3</p>	<p>00-101323313 Price £695 <i>Includes EasiDec, enclosure, rail/curtain</i></p>	<p>00-101313314 = LH 00-101333314 = RH Price £655 <i>Includes EasiDec, enclosure, rail/curtain</i></p>	<p>00-101313315 = LH 00-101333315 = RH Price £830 <i>Includes EasiDec, enclosure, rail/curtain</i></p>
 <p>01-110823004 Dec only Price £230 EASIDEC 4</p>			
 <p>01-110823005 Dec only Price £230 EASIDEC 5</p>			
 <p>01-110823006 Dec only Price £230 EASIDEC 6</p>	<p>00-101623313 Price £695 <i>Includes EasiDec 6, enclosure, rail/curtain</i></p>	<p>00-101613314 = LH 00-101633314 = RH Price £655 <i>Includes EasiDec 6, enclosure, rail/curtain</i></p>	<p>00-101613315 = LH 00-101633315 = RH Price £830 <i>Includes EasiDec 6, enclosure, rail/curtain</i></p>
 <p>01-110823007 Dec only Price £264 EASIDEC 7</p>	<p>00-101723313 Price £725 <i>Includes EasiDec 7, enclosure, rail/curtain</i></p>	<p>00-101713314 = LH 00-101733314 = RH Price £690 <i>Includes EasiDec 7, enclosure, rail/curtain</i></p>	<p>00-101713315 = LH 00-101733315 = RH Price £860 <i>Includes EasiDec 7, enclosure, rail/curtain</i></p>
 <p>01-110823008 Dec only Price £296 EASIDEC 8</p>	<p>00-101823313 Price £760 <i>Includes EasiDec 8, enclosure, rail/curtain</i></p>	<p>00-101813314 = LH 00-101833314 = RH Price £720 <i>Includes EasiDec 8, enclosure, rail/curtain</i></p>	
 <p>01-110823009 Dec only Price £529 EASIDEC 9 <i>(non-stock item)</i></p>			<p>00-101913315 = LH 00-101933315 = RH Price £1130 <i>Includes EasiDec 9, enclosure, rail/curtain</i></p>

SYMBOLS:

Bulk/oversized item



Made to order (see P200)



Tel: 0800 917 0399

www.chilterninvadex.co.uk

Fax: +44 (0) 1869 365588

sales@chilterninvadex.co.uk